

FOOTHILL MODEL WORKS





Product Price List

| Qty. | Stock # | Description | Scale | Sug. Retail | Total |
|------|------------|---|-------|-------------|-------|
| Ⓢ | FMW-1510 | WSLCo. River Bridge, bridge tender's shack kit circa 1960 | O | \$36.00 | |
| Ⓢ | FMW-1514 | Free-lanced woods outhouse kit | O | \$6.00 | |
| Ⓢ | FMW-1523 | NCNGRR Chicago Park depot kit | O | \$130.00 | |
| Ⓢ | FMW-1524 | Mich.-Cal. style loggers' cabin kit | O | \$36.00 | |
| Ⓢ | FMW-1525 | Swayne style 2 window short camp cabin kit | O | \$40.00 | |
| Ⓢ | FMW-1526 | Swayne style 4 window short camp cabin kit | O | \$40.00 | |
| Ⓢ | FMW-1527 | Swayne style 6 window short camp cabin kit | O | \$40.00 | |
| Ⓢ | FMW-2101 | NCNGRR 26' Box Car kit | On3 | \$TBA | |
| Ⓢ | FMW-2201 | WSLCo. Hammond flat car kit | On3 | \$42.00 | |
| | FMW-2201e | Hammond Brake Hardware: etchings and chain roller casting from FMW-2201 | On3 | \$12.00 | |
| Ⓢ | FMW-2202 | WSLCo. Standard 24' flat car kit | On3 | \$42.00 | |
| Ⓢ | FMW-2202e | WSLCo. Detail Etchings from FMW-2202 | On3 | \$3.00 | |
| Ⓢ | FMW-2203 | WSLCo. Type 1 "1/4" 24' equip. flat car kit | On3 | \$42.00 | |
| Ⓢ | FMW-2204 | WSLCo. Type 2 "H," 24' equip. flat car kit | On3 | \$42.00 | |
| Ⓢ | FMW-2205 | WSLCo. Steel Bunk, 24' logging flat car kit | On3 | \$48.00 | |
| Ⓢ | FMW-2206 | WSLCo. 24' logging flat car #8 kit | On3 | \$48.00 | |
| Ⓢ | FMW-2207 | WSLCo. 24' gondola #276 kit | On3 | \$48.00 | |
| Ⓢ | FMW-2208 | WSLCo. 24' gondola #15 kit | On3 | \$48.00 | |
| Ⓢ | FMW-2209 | WSLCo. Wooden Bunk, 24' logging flat kit | On3 | \$42.00 | |
| Ⓢ | FMW-2210 | WSLCo. Short Caboose #3 kit | On3 | \$54.00 | |
| | FMW-2210a | WSLCo. Etched Brass, Short Caboose steps | On3 | \$12.00 | |
| Ⓢ | FMW-2211 | Proto-Freelance 2400 Gallon Tank on 24' Hammond flat car kit | On3 | \$48.00 | |
| Ⓢ | FMW-2212 | 20' Fire Car kit | On3 | \$TBA | |
| | FMW-2213 | 20' Gondola/Ore Car kit (single) | On3 | \$45.00 | |
| | FMW-2213/6 | 20' Gondola/Ore Car kits (6 pack) | On3 | \$243.00 | |
| | FMW-2214 | 20' Flat Car kit (single) | On3 | \$35.00 | |
| | FMW-2214/6 | 20' Flat Car kits (6 pack) | On3 | \$189.00 | |
| | FMW-2215 | 26' Connected Truck, Log Car kit (single) | On3 | \$48.00 | |
| | FMW-2215/6 | 26' Connected Truck, Log Car kits (6 pack) | On3 | \$259.00 | |
| Ⓢ | FMW-2216 | Wooden Bunk, 20' Logging Flat Car kit | On3 | \$35.00 | |
| Ⓢ | FMW-2217 | Wooden Bunk, 20' Skeletonized Logging Flat Car kit | On3 | \$35.00 | |
| | FMW-2218 | 20' Equipment Flat Car kit | On3 | \$35.00 | |
| | FMW-2219 | 20' Coal Car kit (single) - New in Styrene! | On3 | \$45.00 | |
| | FMW-2219/6 | 20' Coal Car kits (6 pack) | On3 | \$243.00 | |
| | FMW-2221 | 20' Steel Bunk, Logging Flat Car kit (single) | On3 | \$42.00 | |
| | FMW-2221/6 | 20' Steel Bunk, Logging Flat Car kits (6 pk) | On3 | \$226.00 | |
| Ⓢ | FMW-2306 | 20' Box Car kit (ex-DT-116-O) | On30 | \$42.00 | |
| Ⓢ | FMW-2308 | 18' Tank Car kit (ex-DT-118-O) | On30 | \$42.00 | |
| Ⓢ | FMW-2310 | 15' Caboose kit | On30 | \$42.00 | |
| Ⓢ | FMW-2313 | Proto-Freelance 2400 Gallon Tank on 24' Hammond flat car kit | On30 | \$48.00 | |

| Qty. | Stock # | Description | Scale | Sug. Retail | Total |
|--|-------------|--|-------|-------------|-------|
| Ⓢ | FMW-2324 | 20' Fire Car kit | On30 | \$TBA | |
| | FMW-2325 | 20' Gondola/Ore Car kit (single) | On30 | \$45.00 | |
| | FMW-2325/6 | 20' Gondola/Ore Car kits (6 pack) | On30 | \$243.00 | |
| | FMW-2326 | 20' Flat Car kit (replaces FMW-2305)(single) | On30 | \$35.00 | |
| | FMW-2326/6 | 20' Flat Car kits (6 pack) | On30 | \$189.00 | |
| Ⓢ | FMW-2327 | Wooden Bunk, 20' Logging Flat Car kit (replaces FMW-2311) | On30 | \$35.00 | |
| Ⓢ | FMW-2328 | Wooden Bunk, 20' Skeletonized Logging Flat Car kit (replaces FMW-2312) | On30 | \$35.00 | |
| | FMW-2329 | 20' Equipment Flat Car kit | On30 | \$35.00 | |
| | FMW-2330 | 20' Coal Car kit (single) - New in Styrene! | On30 | \$45.00 | |
| | FMW-2330/6 | 20' Coal Car kits (6 pack) | On30 | \$243.00 | |
| | FMW-2332 | 20' Steel Bunk, Logging Flat Car kit (single) | On30 | \$42.00 | |
| | FMW-2332/6 | 20' Steel Bunk, Logging Flat Car kits (6 pk) | On30 | \$226.00 | |
| | FMW-4000 | Wooden Brake Beams (cast in styrene) | On3 | \$6.00 | |
| | FMW-4001 | 15" ACME Brake Wheel, w/ratchet & pawl | O | \$1.50 | |
| | FMW-4002 | Code 70 Fish Plates, cosmetic (40 rail joints) | O | \$3.50 | |
| | FMW-4003 | Code 83 Fish Plates, cosmetic (40 rail joints) | O | \$3.50 | |
| | FMW-4004 | Truck Brake Levers (companion to FMW-4000) | O | \$3.00 | |
| | FMW-4005 | Link & Pin Couplers, 1 pair w/links & pins (fits in Kadee® No. 26 box, not included) | O | \$3.00 | |
| | FMW-4005/10 | Link & Pin Couplers, 10 pairs w/links & pins (fits in Kadee® No. 26 box, not included) | O | \$25.00 | |
| | FMW-4006 | AC&F 24" Diameter Wheel Sets (4 axles) | | | |
| | -On2 | 0.416" back-to-back, 0.915" long axle | On2 | \$10.00 | |
| | -On30a | 0.566" back-to-back, 1.025" long axle | On30 | \$10.00 | |
| | -On30b | 0.566" back-to-back, 1.165" long axle | On30 | \$10.00 | |
| | -On3 | 0.666" back-to-back, 1.165" long axle | On3 | \$10.00 | |
| | -Custom | Dimensions supplied by customer | Cust. | \$10.00 | |
| | FMW-5000 | Light Locomotives, 10th Edition. H.K. Porter Steam Engine Catalog reprint circa 1908. | 1:1 | \$TBA | |
| | FMW-5001 | Allis-Chalmers Saw Mill Machinery/Parts Catalog reprint, circa 1907-1914 | 1:1 | \$30.00 | |
| | FMW-5002 | Seattle Frog & Switch Co. Catalog reprint, circa 1917 | 1:1 | \$20.00 | |
| Order Sub-Total: | | | | | |
| Sales Tax, 8.25% (California residents only): | | | | | |
| Shipping and Handling (Foreign orders will be billed at cost): | | | | | \$750 |
| Order Total: | | | | | |
| Notes: | | | | | |
| ① The NCNG 26 Box Car kit is currently being redeveloped and is only available in special, limited runs. Check for availability before ordering. | | | | | |
| ② Limited run kit. Check for availability before ordering. | | | | | |
| ③ All polyurethane kits are currently out of production, though some stock remains. Check for availability before ordering. | | | | | |

Foothill Model Works
P.O. Box 470 / 1131 Maize Ct.
Willits, CA 95490
USA

Office: (707) 459-5587, 9:00am-5:00pm, Mon.-Sat.
FAX: (707) 459-5587, 24 hr./day, 7 days/week
e-mail: sales@foothillmodelworks.com
Web Site: http://www.foothillmodelworks.com/

| | | | | | | | |
|--|--|--|--|---|--|----------|--|
| Ship To: (Please print clearly) | | | | Billing Address: (If different than shipping address) | | | |
| Name: | | | | Name: | | | |
| Street Address: | | | | Street Address: | | | |
| City: | | State: | | City: | | State: | |
| ZIP Code: | | Country: | | ZIP Code: | | Country: | |
| Shipping Preference: (Foreign orders only) | | | | Phone Number: (Required for credit card purchases) | | | |
| e-mail Address: | | | | | | | |
| Shipping and Handling: | | | | | | | |
| Domestic Orders <ul style="list-style-type: none"> Add \$750. We ship most orders Priority Mail. Please provide the appropriate shipping address. | | | | Foreign Orders <ul style="list-style-type: none"> Total shipping costs will be added to invoice. Please state shipping method preference on order. | | | |
| Method of Payment: (Check one) | | | | | | | |
| <input type="checkbox"/> Check/M.O. | | <ul style="list-style-type: none"> Checks, money orders, and cashiers' checks must be made out to "Foothill Model Works" and must be payable in U.S. Funds. We will not charge your card until your order is ready to ship. Credit card orders must provide all of the information requested to the right. Don't forget to provide your telephone number! Sorry, no other credit cards accepted. | | Credit Card Orders: (Please print clearly; all information is required.) | | | |
| <input type="checkbox"/>  | | | | Name: (as it appears on card) | | | |
| <input type="checkbox"/>  | | | | Card Number: | | | |
| <input type="checkbox"/>  | | | | Expiration Date: | | | |
| <input type="checkbox"/>  | | | | CVV2 Number: | | | |
| | | | | Credit Card Billing Address: (Street address number & ZIP code) | | | |
| | | | | Signature: | | | |