

FOOTHILL MODEL WORKS





MacLeod Western Price List

Qty.	Stock #	Description	Scale	Sug. Retail	Total
	B-47A	15" Spoke Logging Brake Wheel w/ratchet & pawl, one pair, ABS	O	\$3.00	
	B-48A	16" Spoke Brake Wheel w/ratchet & pawl, V&T, SP, NCNG, one pair, ABS	O	\$3.00	
	B-48S	16" Spoke Brake Wheel w/ratchet & pawl, V&T, SP, NCNG, one pair, Styrene	O	\$3.00	
	B-49A	16" Spoke Brake Wheel w/ratchet & pawl, SRRL, one pair, ABS	O	\$3.00	
	B-51	Brake Rod Clevises, 5, 2" wide, 5, 15" wide	O	\$3.00	
	C-49	Climax Cab (Cab front, sides, & back)	O	\$10.00	
	C-1004	NCNG #8/D&RGW #283 Boiler front, brass	O	\$5.00	
	C-6036P	Baldwin Cab & Moldings, early (Cab front, sides, back, & moldings)	O	\$15.00	
	D-21	Baggage Doors, SPng #467, SPC #47, (2)	O	\$3.00	
	D-22	End Doors, SPng #467, SPC #46, one pair	O	\$3.00	
	D-31	Baggage Doors, V&T #13, one pair	O	\$3.00	
	D-32	End Doors, V&T #13 & #14, (4)	O	\$3.00	
	D-3000	NCNG Flat Cars #15-29 Hardware Detail Set (NBW castings, truss rod NBW, & stake pockets), one car set	On3	\$7.00	
	D-3001	NCNG Box Car #32 Hardware Detail Set (Door latches, door guides, corner plates, tie rod pates, truss rod NBW, roofwalk supports, & queen posts), one car set	On3	\$7.00	
	D-3002	SRRL Caboose #556-558 Hardware Detail Set (Windows, cupola, carlines, doors, catwalk supports, & queen posts), one car set	On2	\$25.00	
	D-3004	SPC Ventilated Box Car Detail Set, Full Vent Door (Door hardware, doors, brake staff hardware, brake wheel, corner plates, tie rod plates, roofwalk supports, & queen posts), one car set	On3	\$21.00	
	D-3005	SPC Ventilated Box Car Detail Set, Half Vent Door (Door hardware, doors, brake staff hardware, brake wheel, corner plates, tie rod plates, roofwalk supports, & queen posts), one car set	On3	\$21.00	
	D-3006	SPC 24' & 28' Box Car Hardware Detail Set, (Door hardware, doors, brake staff hardware, brake wheel, corner plates, tie rod plates, roofwalk supports, & queen posts), one car set	On3	\$16.00	
	D-6034P	Early Baldwin Domes, 21" Sand, 26" Steam	O	\$10.00	
	N-7	1 1/2" Nuts, hex, no washer, (78)	O	\$3.00	
	N-8	2" Nuts, hex, no washer, (78)	O	\$3.00	
	N-9	1 1/2" Nuts, square, no washer, (78)	O	\$3.00	
	N-23	1 5/16" Nuts, square, 3 5/16" web washers, used on WLSCo., (32)	O	\$3.00	
	N-24	1" Nuts, square, 2 5/8" cast web washers, used on WSLCo., (32)	O	\$3.00	
	N-25	1 1/2" Nuts, 4" web washers, used on WSLCo., (32)	O	\$3.00	
	N-26	2" Nuts, large rectangular & elliptical washers, used on WSLCo., (16)	O	\$3.00	
	N-28	1 3/4" Nuts, hex, no washer, (40)	O	\$3.00	
	N-44	Nuts w/Teardrop Washers, for body bolster tie rods, Carter Bros., Hammond, (34)	O	\$3.00	
	N-46	Grab Iron Ends, (16)	O	\$3.00	

Qty.	Stock #	Description	Scale	Sug. Retail	Total
	N-1010P	Climax Driver Centers for 28" tires, plastic, Approx. 0.6" (15.25mm) in diameter. (8)	O	\$12.00	
	Q-20	12" Queen Posts, (16)	O	\$3.00	
	Q-34	1/2" Flat Queen Post Pads, (32)	O	\$3.00	
	R-5	Box Car Door Latches, NCNG, (6)	O	\$3.00	
	R-6	NCNG Box Car Detail Parts (Door guides, corner plates, tie rod plates, truss rod NBW, & queen post pads), one car set	On3	\$3.00	
	R-40	24" Roofwalk Support Ribs, (24)	O	\$3.00	
	R-41	18" Roofwalk Support Ribs, (32)	O	\$3.00	
	R-42	15" Roofwalk Support Ribs, (32)	O	\$3.00	
	R-43	21" Roofwalk Support Ribs, (24)	O	\$3.00	
	S-35	NCNG Stake Pockets, (18)	O	\$3.00	
	T-1	D&RG, 3' gauge, 3' 7" wheel base, freight truck, one pair	On3	\$8.50	
	T-2	Carter Brothers, 3' gauge, 4' wheel base, swing motion truck, NCNG, one pair	On3	\$8.50	
	T-3	Carter Brothers, 3' gauge, 4' wheel base, swing motion truck, WSLCo., SPC, NPC, (2)	On3	\$8.50	
	T-4	Bettendorf Cast Steel truck, 3' gauge, C&S, RGS, one pair	On3	\$8.50	
	T-10	Arch Bar truck, 3' gauge, 5' wheel base, SPng, NCO, NC, NCNG tank car, one pair	On3	\$8.50	
	T-11	SLCo., WSLCo., 3' gauge, 3' 7" wheel base, III-B, 3 spring, arch bar truck, one pair	On3	\$8.50	
	T-12	WSLCo., 3' gauge, 3' 7" wheel base, III-B, 2 spring, arch bar truck, one pair	On3	\$8.50	
	T-14	Carter Brothers, 3' gauge, 4' wheel base, swing motion truck, SPC, one pair	On3	\$8.50	
	T-15	Carter Brothers, 3' gauge, 3' 7" wheel base, wide bolster, swing motion truck, SPC, one pair	On3	\$8.50	
	T-16	Carter Brothers, 3' gauge, 3' 7" wheel base, swing motion truck, SPC, one pair	On3	\$8.50	
	T-17-1	WSLCo., 3' gauge, 4' wheel base, 1 spring, arch bar truck, one pair	On3	\$8.50	
	T-17-1-30	WSLCo., 30" gauge, 4' wheel base, 1 spring, arch bar truck, one pair	On3	\$8.50	
	T-17-2	WSLCo., 3' gauge, 4' wheel base, 2 spring, arch bar truck, one pair	On3	\$8.50	
	T-17-52	WSLCo., 30" gauge, 4' wheel base, 2 spring, arch bar truck, one pair	On30	\$8.50	
	T-17-3	WSLCo., 3' gauge, 4' wheel base, 3 spring, arch bar truck, one pair	On3	\$8.50	
	T-52	Russel Arch Bar truck, 3' or 30" gauge, 3' 4" wheel base, one pair	On3/30	\$8.50	
	T-501	Arch Bar truck, 3' gauge, 5' wheel base, SPng, NCO, NC, NCNG tank car, one pair	HOn3	\$6.00	
Order Sub-Total:					
Sales Tax, 8.25% (California residents only):					
Shipping and Handling (Foreign orders will be billed at cost):					\$7.50
Order Total:					
Notes:					
<ul style="list-style-type: none"> All of these part are injected molded styrene, unless otherwise noted. Trucks are sold without wheels or brakes. 					

Foothill Model Works
P.O. Box 470 / 1131 Maize Ct.
Willits, CA 95490
USA

Office: (707) 459-5587, 9:00am-5:00pm, Mon.-Sat.
FAX: (707) 459-5587, 24 hr./day, 7 days/week
e-mail: sales@foothillmodelworks.com
Web Site: http://www.foothillmodelworks.com/

Ship To: (Please print clearly)				Billing Address: (If different than shipping address)			
Name:				Name:			
Street Address:				Street Address:			
City:		State:		City:		State:	
ZIP Code:		Country:		ZIP Code:		Country:	
Shipping Preference: (Foreign orders only)				Phone Number: (Required for credit card purchases)			
e-mail Address:							
Shipping and Handling:							
Domestic Orders <ul style="list-style-type: none"> • Add \$750. • We ship most orders Priority Mail. Please provide the appropriate shipping address. 				Foreign Orders <ul style="list-style-type: none"> • Total shipping costs will be added to invoice. • Please state shipping method preference on order. 			
Method of Payment: (Check one)							
<input type="checkbox"/> Check/M.O.		<ul style="list-style-type: none"> • Checks, money orders, and cashiers' checks must be made out to "Foothill Model Works" and must be payable in U.S. Funds. • We will not charge your card until your order is ready to ship. • Credit card orders must provide all of the information requested to the right. Don't forget to provide your telephone number! • Sorry, no other credit cards accepted. 		Credit Card Orders: (Please print clearly; all information is required.)			
<input type="checkbox"/> 				Name: (as it appears on card)			
<input type="checkbox"/> 				Card Number:			
<input type="checkbox"/> 				Expiration Date:			
<input type="checkbox"/> 				CVV2 Number:			
				Credit Card Billing Address: (Street address number & ZIP code)			
				Signature:			